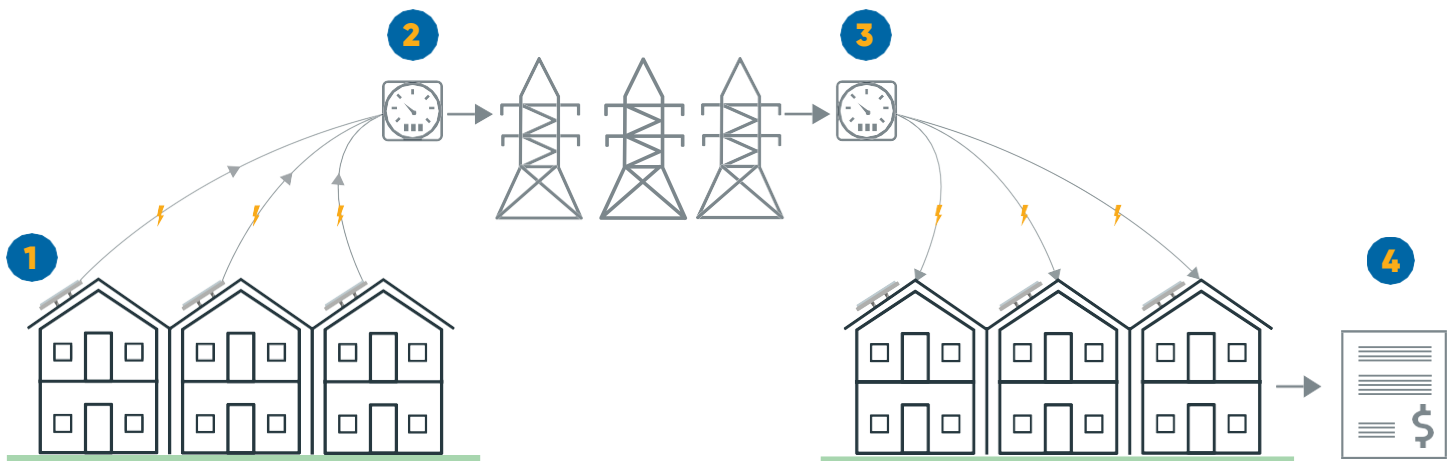


Things you need to know:

The SOMAH program requires that tenants receive at least 51% of the solar credits from each SOMAH project. Virtual Net Energy Metering (VNEM) will be used to apply solar credits directly to your utility bill. VNEM is a billing process that allows a single solar panel system to divide bill credits among multiple tenant households and common areas.



VNEM keeps track of

- 1 The electricity created by the solar panels on your building
- 2 The electricity is sent to the electric grid and measured by the solar meter
The electric grid is the network that is run by your utility company that delivers electricity to homes, businesses, and other users.
- 3 The electricity your household uses is measured by your electric meter
- 4 Your utility company will add the solar credits allocated to your household, lowering your monthly bill

Questions about SOMAH?

☎ Tenant Hotline: 800-843-9728

What to know about your new utility bill

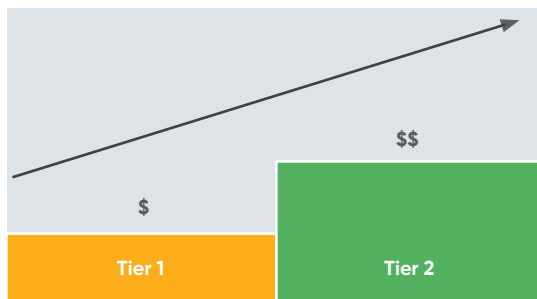
It is important to understand how having solar energy on your building will affect your energy bill. There will be changes to both the way your bill looks and how your bill is calculated.

What are the different types of utility rate structures?

Depending on your utility company, your bill will be calculated based on one of two different rate structures: tiered rate and time-of-use (TOU). You will have the option to choose which plan works best for you and your household.

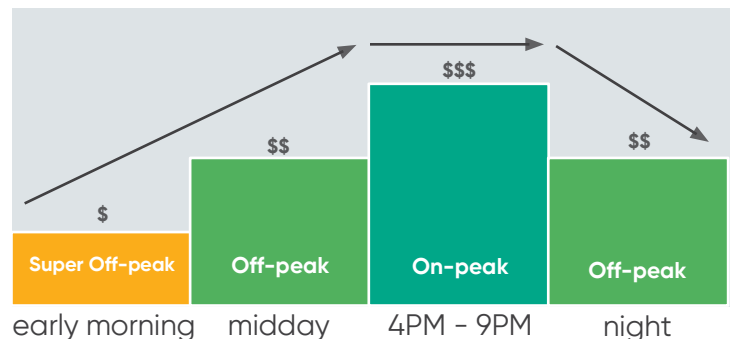
Tiered Rate

Your bill is calculated by different tiers or levels. Each tier has a specific number of units of electricity (kilowatt-hours or kWh) you can use. When you use all the electricity units in one tier you are bumped up to the next tier. When you move up from one tier to a higher tier you will pay more. There are usually two to four tiers in your utility bill.



Time-of-use (TOU)

Time-of-use offers different rates at different times. This means that the price of each unit of electricity (kilowatt-hour or kWh) will vary based on the time of day that it is used or consumed. TOU rates have peak and off-peak hours, and electricity prices are higher during peak hours.



TOU and SOMAH

Once solar panels are installed and working, you may be switched to TOU rate by your utility company. If you prefer, you may choose to use a tiered-rate plan instead. For further information about the TOU rates and tiered rates offered by your utility company, call SDG&E at 800-411-7343.

Questions about SOMAH?

☎ Tenant Hotline: 800-843-9728

CalSOMAH.org


☎ contact@calsomah.org

Understanding your SOMAH bill



Below are summarized sections of your bill. Details about your energy use such as when and how your home uses energy are available in MyAccount, SDG&E's online energy management tool. To get started, you just need your account number. Visit sdge.com/MyAccount.

- 1 **Your SDG&E® Bill Account Number**
You will need this information whenever you contact SDG&E.
- 2 **Total Amount Due**
includes all your current and past due charges.
- 3 **Electric** the total charges billed for electric in this billing period.
- 4 **Regulatory Notice**
provides various information including the Competition Transition Charge (CTC). Through this charge, SDG&E recovers costs for power plants and long-term power contracts approved by state regulators that have been made uneconomic by the shift to competition. You will find a CTC line item in the Breakdown of Current Charges on your bill.



ACCOUNT NUMBER **1234 567 890 1**
SERVICE FOR
JOE CUSTOMER
1234 BROADWAY AVE
SAN DIEGO, CA 12345

DATE MAILED Aug 13, 2019 Page 1 of 5
sdge.com

CARE You are currently receiving the CARE discount

Account Summary

Previous Balance		\$5.07
Payment Received	07/17/19 THANK YOU	- 5.07
Current Charges		+ 4.90
Total Amount Due		\$4.90

Summary of Current Charges (See page 2 for details)

	Billing Period	Usage	Amount(\$)
Electric	Jul 10, 2019 - Aug 8, 2019	119 kWh	4.90
Total Charges this Month			\$4.90


Regulatory Notices

- All customers are required to pay a Competition Transition Charge as part of the charges above, including those who choose an electric service provider other than SDG&E.

DATE DUE Sep 1, 2019

AMOUNT DUE \$4.90


Electric Usage History (Total kWh used)



-109 kWh used

- 3.8 Daily avg kWh
- 3.3 Daily avg kWh last month
- 0.0% Change in daily avg kWh from last year
- Change in daily avg kWh from last month
- 1.5 Max monthly demand
- 1.5 Max annual demand
- 29 Days in billing cycle

PLEASE KEEP THIS PORTION FOR YOUR RECORDS. (FAVOR DE GUARDAR ESTA PARTE PARA SUS REGISTROS.)
PLEASE RETURN THIS PORTION WITH YOUR PAYMENT. (FAVOR DE DEVOLVER ESTA PARTE CON SU PAGO.)



SERVICE ADDRESS: 1234 BROADWAY AVE SD 12345

Save Paper & Postage
PAY ONLINE
sdge.com

ACCOUNT NUMBER
1234 567 890 1

JOE CUSTOMER
1234 BROADWAY AVE
SAN DIEGO, CA 12345

DATE DUE Sep 1, 2019

AMOUNT DUE \$4.90

Please enter amount enclosed.

\$

Write account number on check and make payable to San Diego Gas & Electric.

SAN DIEGO GAS & ELECTRIC
PO BOX 25111
SANTA ANA CA 92799-5111

9 2 900001234 567 89010000004900000000490

5 Electric Service provides details on SDG&E's electricity charges.


6 Total Usage shows the amount of electricity used during the billing period.

7 Solar Credits The number of credits that the solar system generated on behalf of the customer.

8 Solar Credits Used The total number of solar bill credits that have been applied to the current month's usage.

9 Remaining Solar Credits The total number of remaining solar credits.

10 Electricity Dashboard Your electricity dashboard focuses on your power use for the current billing period, including the average use per hour graphed over a 24-hour period and highest usage hour (demand). In this example the customer uses most of their electricity during the off-peak and super off-peak hours of 6am - 1 pm, which is when electricity is least expensive. However, the customer's most costly electric usage happens between the on-peak hours of 4pm - 9pm. Reducing electric usage during on-peak hours will result in the largest cost savings.



ACCOUNT NUMBER **1234 567 890 1**
DATE DUE
Sep 1, 2019

A Sempra Energy utility

DATE MAILED Aug 13, 2019 Page 2 of 5
sdge.com

Detail of Current Charges

Electric Service

Rate: Time of Use - TOU-DR1-Residential Climate Zone: Inland

Baseline Allowance: 278 kWh

Billing Period: 7/10/19 - 8/8/19 Total Days: 29

Meter Number: 01234567 (Next scheduled read date Sep 10, 2019) Cycle: 7

Meter Constant: 1.000

Circuit: 1049 *Your circuit is currently not subject to rotating outage. However, this is subject to change without notice.*

Total Usage: 119 (Usage based on interval data)

ELECTRIC CHARGES				Amount(\$)
Electricity Delivery (Details below)				-109 kWh
SUMMER USAGE	On-Peak	Off-Peak	Super Off-Peak	
KWh used	-5	-101	-3	
Rate/kWh	\$.00000	\$.00000	\$.00000	
Charge	\$.00	+ \$.00	+ \$.00	= .00

For Electric meter number 05743689 the total allocated credit for this month is 228. The current applied virtual net metering credit to offset your usage is 119 kWh. The current applied generation credit is \$0.08.

Your non-bypassable charges for this month were based on usage of 119 kWh.

Electricity Generation (Details below)				-109 kWh
SUMMER USAGE	On-Peak	Off-Peak	Super Off-Peak	
KWh used	-5	-101	-3	
Rate/kWh	\$.00000	\$.00000	\$.00000	
Charge	\$.00	+ \$.00	+ \$.00	= .00

Non-Bypassable Charges	2.19
Applied Generation Credit	-.08
Minimum Charge Adjustment	3.45
Residential CARE Discount	-.74
Total Electric Charges	\$4.82

(Continued on next page)

Important Phone Numbers


1-800-411-SDGE (7343) English
1-800-311-SDGE (7343) Español
1-877-889-SDGE (7343) TTY

M-F, 7am-8pm, Sat, 7am-6pm

For emergencies and to report outages, please call 24 hours a day, 7 days a week. **1-800-611-7343**

To locate underground cables & gas pipes, please call DigAlert, Monday-Friday, 6am-7pm. **8-1-1**

To make a payment using your credit or debit card via a third party vendor, call. **1-800-386-0067**



ACCOUNT NUMBER **1234 567 890 1**
DATE DUE
Sep 1, 2019

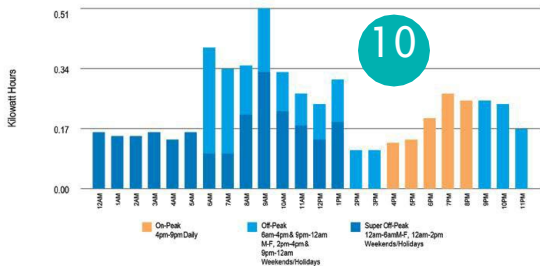
A Sempra Energy utility

DATE MAILED Aug 13, 2019 Page 4 of 5
sdge.com

Your Electricity Dashboard

*Charts may not display if usage data is unavailable

Average Hourly Electric Usage



For each day in the billing cycle, an hourly usage is calculated by peak. At the end of the bill cycle, hourly usage is averaged and displayed on the chart by peak.

Time of Use - Electricity

Summer	kWh Jun 1 - Oct 31
On-Peak	0 4pm-9pm Daily
Off-Peak	0 6am-6pm & 9pm-12am M-F, 2pm-4pm & 9pm-12am Weekends/Holidays
Super Off	0 12am-6am M-F, 12am-2pm Weekends/Holidays
Total	0

Highest Usage Hour

Highest Usage Hour this month:

1.5 kWh on July 23, 2019 from 7pm to 8pm

This is the highest amount of electricity used at a given point in time.